




End Mills for general purpose and exotic materials

EPL-HP-SERIES

Volume 3.2



KEY FEATURES: EPL-HP-4FL



1 Unequal spacing, variable lead results in superior vibration suppression

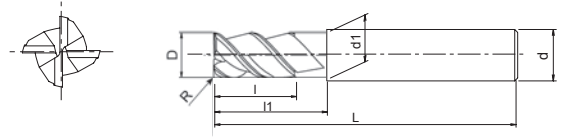
2 Optimal flute shape for smooth evacuation of chips

3 Web taper: highly efficient milling due to increased rigidity

4 Weldon shank

EPL-HP-4FL

Milling | Solid carbide



- Carbide end mill with WXL coating
- For general applications and exotic materials
- 4 flutes, variable helix and unequal spacing, corner radius
- Weldon shank



EDP	Z	D	R	L	l1	l	d1	d	Price
EP01930399	4	3	-	57	11	8	-	6	
EP01930300	4	3	0,25	57	11	8	-	6	
EP01930301	4	3	0,5	57	11	8	-	6	
EP01930499	4	4	-	57	13	11	-	6	
EP01930400	4	4	0,25	57	13	11	-	6	
EP01930401	4	4	0,5	57	13	11	-	6	
EP01930402	4	4	1	57	13	11	-	6	
EP01930599	4	5	-	57	15	13	-	6	
EP01930500	4	5	0,25	57	15	13	-	6	
EP01930501	4	5	0,5	57	15	13	-	6	
EP01930502	4	5	1	57	15	13	-	6	
EP01930699	4	6	-	57	20	13	5,8	6	
EP01930600	4	6	0,25	57	20	13	5,8	6	
EP01930601	4	6	0,5	57	20	13	5,8	6	
EP01930602	4	6	1	57	20	13	5,8	6	
EP01930603	4	6	1,5	57	20	13	5,8	6	
EP01930899	4	8	-	63	25	19	7,8	8	
EP01930800	4	8	0,25	63	25	19	7,8	8	
EP01930801	4	8	0,5	63	25	19	7,8	8	
EP01930802	4	8	1	63	25	19	7,8	8	
EP01930803	4	8	1,5	63	25	19	7,8	8	
EP01931099	4	10	-	72	30	22	9,8	10	
EP01931000	4	10	0,25	72	30	22	9,8	10	
EP01931001	4	10	0,5	72	30	22	9,8	10	
EP01931002	4	10	1	72	30	22	9,8	10	
EP01931003	4	10	1,5	72	30	22	9,8	10	
EP01931004	4	10	2	72	30	22	9,8	10	
EP01931006	4	10	3	72	30	22	9,8	10	
EP01931299	4	12	-	83	38	26	11,8	12	
EP01931200	4	12	0,25	83	38	26	11,8	12	
EP01931201	4	12	0,5	83	38	26	11,8	12	
EP01931202	4	12	1	83	38	26	11,8	12	
EP01931204	4	12	2	83	38	26	11,8	12	
EP01931206	4	12	3	83	38	26	11,8	12	
EP01931207	4	12	4	83	38	26	11,8	12	
EP01931499	4	14	-	83	38	26	13,8	14	
EP01931400	4	14	0,25	83	38	26	13,8	14	
EP01931402	4	14	1	83	38	26	13,8	14	
EP01931699	4	16	-	92	44	32	15,8	16	
EP01931600	4	16	0,25	92	44	32	15,8	16	
EP01931601	4	16	0,5	92	44	32	15,8	16	
EP01931602	4	16	1	92	44	32	15,8	16	
EP01931604	4	16	2	92	44	32	15,8	16	
EP01931606	4	16	3	92	44	32	15,8	16	
EP01931607	4	16	4	92	44	32	15,8	16	

Milling | Solid carbide



OUT NOW!




CATALOGUE VI

THREADING DRILLING MILLING



KEY FEATURES: EPL-HP-5FL



1 Unequal spacing, variable lead results in superior vibration suppression

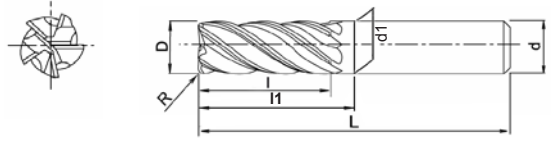
2 Optimal flute shape for smooth evacuation of chips

3 Web taper: highly efficient milling due to increased rigidity


4 Weldon shank

EPL-HP-5FL

Milling | Solid carbide



- Carbide end mill with WXL coating
- For general applications and exotic materials
- 5 flutes, variable helix and unequal spacing, corner radius
- Weldon shank



EDP	Z	D	R	L	l1	l	d1	d	Price
EP01940699	5	6	-	57	20	13	5,8	6	
EP01940600	5	6	0,25	57	20	13	5,8	6	
EP01940601	5	6	0,5	57	20	13	5,8	6	
EP01940602	5	6	1	57	20	13	5,8	6	
EP01940899	5	8	-	63	25	19	7,8	8	
EP01940800	5	8	0,25	63	25	19	7,8	8	
EP01940801	5	8	0,5	63	25	19	7,8	8	
EP01940802	5	8	1	63	25	19	7,8	8	
EP01940803	5	8	1,5	63	25	19	7,8	8	
EP01941099	5	10	-	72	30	22	9,8	10	
EP01941000	5	10	0,25	72	30	22	9,8	10	
EP01941001	5	10	0,5	72	30	22	9,8	10	
EP01941002	5	10	1	72	30	22	9,8	10	
EP01941003	5	10	1,5	72	30	22	9,8	10	
EP01941004	5	10	2	72	30	22	9,8	10	
EP01941006	5	10	3	72	30	22	9,8	10	
EP01941299	5	12	-	83	38	26	11,8	12	
EP01941200	5	12	0,25	83	38	26	11,8	12	
EP01941201	5	12	0,5	83	38	26	11,8	12	
EP01941202	5	12	1	83	38	26	11,8	12	
EP01941204	5	12	2	83	38	26	11,8	12	
EP01941206	5	12	3	83	38	26	11,8	12	
EP01941207	5	12	4	83	38	26	11,8	12	
EP01941699	5	16	-	92	44	32	15,8	16	
EP01941600	5	16	0,25	92	44	32	15,8	16	
EP01941601	5	16	0,5	92	44	32	15,8	16	
EP01941602	5	16	1	92	44	32	15,8	16	
EP01941604	5	16	2	92	44	32	15,8	16	
EP01941606	5	16	3	92	44	32	15,8	16	
EP01941607	5	16	4	92	44	32	15,8	16	
EP01942099	5	20	-	104	54	38	19,8	20	
EP01942000	5	20	0,25	104	54	38	19,8	20	
EP01942001	5	20	0,5	104	54	38	19,8	20	
EP01942002	5	20	1	104	54	38	19,8	20	
EP01942004	5	20	2	104	54	38	19,8	20	
EP01942006	5	20	3	104	54	38	19,8	20	
EP01942007	5	20	4	104	54	38	19,8	20	

Milling | Solid carbide



CUTTING CONDITIONS

Milling | Endmills | Cutting conditions

EPL-HP-4FL

Slotting

Vc		Steels St-52 • C45 • GG-25			Hardened steels ~35 HRC 42CrMo4			Hardened steels ~45 HRC 1.2379			Stainless steel 1.4301			Titanium Ti6AlV4		
Vc		120 m/min			120 m/min			70 m/min			60 m/min			50 m/min		
Ø	Z	S (min ⁻¹)	F (mm/min)	fz (mm)	S (min ⁻¹)	F (mm/min)	fz (mm)	S (min ⁻¹)	F (mm/min)	fz (mm)	S (min ⁻¹)	F (mm/min)	fz (mm)	S (min ⁻¹)	F (mm/min)	fz (mm)
3	4	12.739	1.325	0,026	12.739	1.325	0,026	7.431	773	0,026	6.369	535	0,018	5.308	382	0,018
4	4	9.549	1.146	0,030	9.549	1.146	0,030	5.570	668	0,030	4.775	382	0,020	3.979	318	0,020
5	4	7.639	1.146	0,038	7.639	1.146	0,038	4.456	668	0,038	3.820	382	0,025	3.183	318	0,025
6	4	6.366	1.146	0,045	6.366	1.146	0,045	3.714	668	0,045	3.183	382	0,030	2.653	318	0,030
8	4	4.775	1.146	0,060	4.775	1.146	0,060	2.785	668	0,060	2.387	382	0,040	1.989	318	0,040
10	4	3.820	1.146	0,075	3.820	1.146	0,075	2.228	668	0,075	1.910	382	0,050	1.592	318	0,050
12	4	3.183	1.146	0,090	3.183	1.146	0,090	1.857	668	0,090	1.592	382	0,060	1.326	318	0,060
14	4	2.728	1.146	0,105	2.728	1.146	0,105	1.592	668	0,105	1.364	382	0,070	1.137	318	0,070
16	4	2.387	1.146	0,120	2.387	1.146	0,120	1.393	668	0,120	1.194	382	0,080	995	318	0,080
20	4	1.910	1.146	0,150	1.910	1.146	0,150	1.114	668	0,150	955	382	0,100	796	318	0,100

ap x d F(fz) correction		ap	Fakt.
		0,5	1,0
		1,0	0,7
		1,5	0,5
		2,0	0,3

The above stated application data are as per **RED** marked parameters.

EPL-HP-4FL

Side milling

Vc		Steels St-52 • C45 • GG-25			Hardened steels ~35 HRC 42CrMo4			Hardened steels ~45 HRC 1.2379			Stainless steel 1.4301			Titanium Ti6AlV4		
Vc		140 m/min			140 m/min			80 m/min			70 m/min			60 m/min		
Ø	Z	S (min ⁻¹)	F (mm/min)	fz (mm)	S (min ⁻¹)	F (mm/min)	fz (mm)	S (min ⁻¹)	F (mm/min)	fz (mm)	S (min ⁻¹)	F (mm/min)	fz (mm)	S (min ⁻¹)	F (mm/min)	fz (mm)
3	4	14.862	3.567	0,060	14.862	3.567	0,060	8.493	2.038	0,060	7.431	1.019	0,030	6.369	764	0,030
4	4	11.141	3.565	0,080	11.141	3.565	0,080	6.366	2.037	0,080	5.570	891	0,040	4.775	764	0,040
5	4	8.913	3.565	0,100	8.913	3.565	0,100	5.093	2.037	0,100	4.456	891	0,050	3.820	764	0,050
6	4	7.427	3.565	0,120	7.427	3.565	0,120	4.244	2.037	0,120	3.714	891	0,060	3.183	764	0,060
8	4	5.570	3.565	0,160	5.570	3.565	0,160	3.183	2.037	0,160	2.785	891	0,080	2.387	764	0,080
10	4	4.456	3.565	0,200	4.456	3.565	0,200	2.546	2.037	0,200	2.228	891	0,100	1.910	764	0,100
12	4	3.714	3.565	0,240	3.714	3.565	0,240	2.122	2.037	0,240	1.857	891	0,120	1.592	764	0,120
14	4	3.183	3.565	0,280	3.183	3.565	0,280	1.819	2.037	0,280	1.592	891	0,140	1.364	764	0,140
16	4	2.785	3.565	0,320	2.785	3.565	0,320	1.592	2.037	0,320	1.393	891	0,160	1.194	764	0,160
20	4	2.228	3.565	0,400	2.228	3.565	0,400	1.273	2.037	0,400	1.114	891	0,200	955	764	0,200

ap x d F(fz) correction		ap	Fakt.
		0,5	1,3
		1,0	1,2
		1,5	1,0
		2,0	0,8

The above stated application data are as per **RED** marked parameters.

CUTTING CONDITIONS

Milling | Endmills | Cutting conditions

EPL-HP-5FL

Slotting

Vc		Steels St-52 • C45 • GG-25			Hardened steels ~35 HRC 42CrMo4			Hardened steels ~45 HRC 1.2379			Stainless steel 1.4301			Titanium Ti6AlV4		
Ø	Z	S (min ⁻¹)	F (mm/min)	fz (mm)	S (min ⁻¹)	F (mm/min)	fz (mm)	S (min ⁻¹)	F (mm/min)	fz (mm)	S (min ⁻¹)	F (mm/min)	fz (mm)	S (min ⁻¹)	F (mm/min)	fz (mm)
6	5	6.369	1.433	0,045	6.369	1.433	0,045	3.715	836	0,045	3.185	650	0,035	2.654	464	0,035
8	5	4.775	1.432	0,060	4.775	1.432	0,060	2.785	836	0,060	2.387	477	0,040	1.989	398	0,040
10	5	3.820	1.432	0,075	3.820	1.432	0,075	2.228	836	0,075	1.910	477	0,050	1.592	398	0,050
12	5	3.183	1.432	0,090	3.183	1.432	0,090	1.857	836	0,090	1.592	477	0,060	1.326	398	0,060
16	5	2.387	1.432	0,120	2.387	1.432	0,120	1.393	836	0,120	1.194	477	0,080	995	398	0,080
20	5	1.910	1.432	0,150	1.910	1.432	0,150	1.114	836	0,150	955	477	0,100	796	398	0,100

ap x d	F(fz) correction	ap	Fakt.
		0,5	1,0
		1,0	0,7
		1,5	0,5
		2,0	0,3

The above stated application data are as per **RED** marked parameters.

EPL-HP-5FL

Side milling

Vc		Steels St-52 • C45 • GG-25			Hardened steels ~35 HRC 42CrMo4			Hardened steels ~45 HRC 1.2379			Stainless steel 1.4301			Titanium Ti6AlV4		
Ø	Z	S (min ⁻¹)	F (mm/min)	fz (mm)	S (min ⁻¹)	F (mm/min)	fz (mm)	S (min ⁻¹)	F (mm/min)	fz (mm)	S (min ⁻¹)	F (mm/min)	fz (mm)	S (min ⁻¹)	F (mm/min)	fz (mm)
6	5	7.431	4.459	0,120	7.431	4.459	0,120	4.246	2.548	0,120	3.715	1.274	0,060	3.185	955	0,060
8	5	5.570	4.456	0,160	5.570	4.456	0,160	3.183	2.546	0,160	2.785	1.114	0,080	2.387	955	0,080
10	5	4.456	4.456	0,200	4.456	4.456	0,200	2.546	2.546	0,200	2.228	1.114	0,100	1.910	955	0,100
12	5	3.714	4.456	0,240	3.714	4.456	0,240	2.122	2.546	0,240	1.857	1.114	0,120	1.592	955	0,120
16	5	2.785	4.456	0,320	2.785	4.456	0,320	1.592	2.546	0,320	1.393	1.114	0,160	1.194	955	0,160
20	5	2.228	4.456	0,400	2.228	4.456	0,400	1.273	2.546	0,400	1.114	1.114	0,200	955	955	0,200

ap x d	F(fz) correction	ap	Fakt.
		0,5	1,3
		1	1,2
		1,5	1,0
		2	0,8

The above stated application data are as per **RED** marked parameters.

ALSO AVAILABLE FROM PLUS-LINE

Type	Coating	Material	Hardened Steel					SUS	GG								Range
			~40 HRC	~45 HRC	~55 HRC	~60 HRC	~65 HRC	~35 HRC	~350 HB	Cu	Al	Graphite	Ti	HRS	Plast.	CFRP	
 EPL-ETS	TiAIN	CARBIDE	⊙	⊙	○			⊙	⊙	○	○			⊙	⊙		4 ~ 16
 EPL-SB-EBD	TiAIN	CARBIDE	⊙	⊙	○	○		○	⊙	○	○		○	○			R0,5 ~ R10
 EPL-SB-LN-EBD	TiAIN	CARBIDE	⊙	⊙	○	○		○	⊙	○	○		○	○			R0,5 ~ R10
 EPL-SB-EBM	TiAIN	CARBIDE	⊙	⊙	○	○		○	⊙	○	○		○	○			R2 ~ R6
 EPL-HI-EMS	TiAIN	CARBIDE	⊙	⊙	⊙	○		⊙	⊙	○	○		⊙	⊙			4 ~ 20
 EPL-HI-WEMS	TiAIN	CARBIDE	⊙	⊙	⊙	○		⊙	⊙	○	○		⊙	⊙			4 ~ 20
 EPL-HI-CR-EMS	TiAIN	CARBIDE	⊙	⊙	⊙	○		⊙	⊙	○	○		⊙	⊙			4 ~ 16
 EPL-HI-CR-WEMS	TiAIN	CARBIDE	⊙	⊙	⊙	○		⊙	⊙	○	○		⊙	⊙			4 ~ 20
 EPL-WRESF	TiAIN	CARBIDE	⊙	⊙	⊙			○	○	○	○						4 ~ 25
 EPL-PC-EBD	TiAIN	CARBIDE	⊙	⊙	○	○		⊙	⊙	⊙	○		○	○			R0,5 ~ R4
 EPL-PC-EBD-DIA	DIA	CARBIDE	⊙	⊙				⊙	⊙	⊙	○		○	○			R0,5 ~ R4
 EPL-LN-EBD	TiAIN	CARBIDE	⊙	⊙	○	○		⊙	⊙	⊙	○		○	○			R0,15 ~ R3
 EPL-CPR	TiAIN	CARBIDE	⊙	⊙	⊙	⊙	○	○	○				○	○			2 ~ 8
 EPL-CPR-DIA	DIA	CARBIDE	⊙	⊙	⊙	⊙		⊙									4 ~ 8
 EPL-HP-4FL	WXL	CARBIDE	⊙	⊙				⊙	⊙	○	○		⊙				3 ~ 20
 EPL-HP-5FL	WXL	CARBIDE	⊙	⊙				⊙	⊙	○	○		⊙				6 ~ 20





www.osgeurope.com





shaping your dreams

OSG EUROPE LOGISTICS

Avenue Lavoisier 1
B-1300 Z.I. Wavre - Nord - Belgium
Tel: +32 10 23 05 07
Fax: +32 10 23 05 51
info@osgeurope.com

OSG BELUX

Avenue Lavoisier 1
B-1300 Z.I. Wavre - Nord - Belgium
Tel: +32 10 23 05 11
Fax: +32 10 23 05 31
info@osg-belgium.com

OSG FRANCE

Parc Icade, Paris Nord 2
Immeuble "Le Rimbaud"
22 Avenue des Nations
CS66191 - 93420 Villepinte - France
Tel: +33 1 49 90 10 10
Fax: +33 1 49 90 10 15
sales@osg-france.com

OSG NETHERLANDS

Bedrijfsweg 5 - 3481 MG Harmelen
Tel: +31 348 44 2764
Fax: +31 348 44 2144
info@osg-nl.com

OSG UK

Shelton house, 5 Bentalls
Pipps Hill Ind Est, Basildon Essex SS14 3BY
Tel: +44 1268 567 660
Fax: +44 1268 567 661
uk_sales@osg-uk.com

CZECH, SLOVAKIA, HUNGARY

OSG Europe Logistics S.A.
Slovakia organizacna zlozka
Racianská 22/A, SK-83102 Bratislava
Slovakia
Tel. +421 24 32 91 295
Orders-osgsvk@osgeurope.com

OSG POLAND Sp. z.o.o.

Spółdzielcza 57
05-074 Halinów - Poland
Tel: +22 760 82 71
Fax: +22 760 82 71
osg@osg-poland.com

OSG GERMANY

Karl-Ehmann-Str. 25
D - 73037 Göppingen - Germany
Tel: +49 7161 6064 - 0
Fax: +49 7161 6064 - 444
info@osg-germany.de

OSG SCANDINAVIA

(For Scandinavian countries)
Langebjergvaenget 16
4000 Roskilde - Denmark
Tel: +45 46 75 65 55
Fax: +45 46 75 67 00
osg@osg-scandinavia.com

SWEDEN

Branch office of OSG SCANDINAVIA
Abrahams Gränd 8
295 35 Bromölla - Sweden
Tel: +46 40 41 22 55
Fax: +46 40 41 32 55
osg@osg-scandinavia.com

OSG IBERICA

Bekolarra 4
E - 01010 Vitoria-Gasteiz - Spain
Tel: +34 945 242 400
Fax: +34 945 228 883
osg.iberica@osg-ib.com

RUSSIA

Butlerova street, 17B, office 5069
117342 Moscow - Russia
Tel: +7 (495) 150 41 54
info@osg-russia.com

OSG TURKEY

Rami Kişla Cad.No:56 Eyüp
Istanbul 34056 - Turkey
Tel:+90 212 565 24 00
Fax: +90 212 565 44 00
info@osg-turkey.com

ROMSAN INTERNATIONAL CO. SRL

Reprezentant Exclusiv OSG
25C, Bucuresti-Magurele Street
051431 Bucuresti - România
Tel: +40 21 322 07 47
Fax: +40 21 321 56 00
romsan.int@romsan.ro

AUSTRIA

Branch office of OSG GERMANY
Messestraße 11
A-6850 Dornbirn
Tel: +49 7161 6064-0
Fax: +49 7161 6064-444
info@osg-germany.de

OSG ITALIA

Via Ferrero, 65 A/B
I - 10098 Rivoli - Italy
Tel: +39 0117705211
Fax: +39 0117705215
info@osg-italia.it

Vischer & Bolli AG

Machining and Workholding
Im Schossacher 17
CH-8600 Dübendorf
T +41 44 802 15 15
F +41 44 802 15 95
info@vb-tools.com

OSG EUROPE LOGISTICS S.A.

07/2021 - All rights reserved. © OSG Europe 2021.

The contents of this catalogue are provided to you for viewing only. They are not intended for reproduction either in part or in whole in this or other medium. They cannot be copied, used to create derivation work or used for any reason, by means without the express, written permission of the copyright owner. If prices are stated, they are netto unit-prices and any eventual tax(es) have to be added. The company is not responsible for any printing error in technical, price and/or any other data.

Tool specifications subject to change without notice.

www.osgeurope.com