




Ceramic End Mill

CM-RMS • CM-CRE

Volume 1



KEY FEATURES: CM SERIES



CM-RMS

Peripheral cutting edge type

- **Optimal flute geometry**

Enables smooth chip evacuation

- **Variety of lineup**

4 or 6 cutting edges

- **Negative cutter form**

Increases cutting edge rigidity

Optimal ceramic grade selected for high-speed machining at high temperatures, with roughing efficiency surpassing carbide end mills.

CM-CRE

End cutting edge type

- **Suitable for 3D machining**

Not only excels in flat surface milling, but also in the machining of blades

- **Large-diameter specification**

Reduces risk of breakage during machining
Achieves optimum cutting speed without being restricted by the capability of the machining center

- **Regrindable**

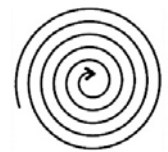
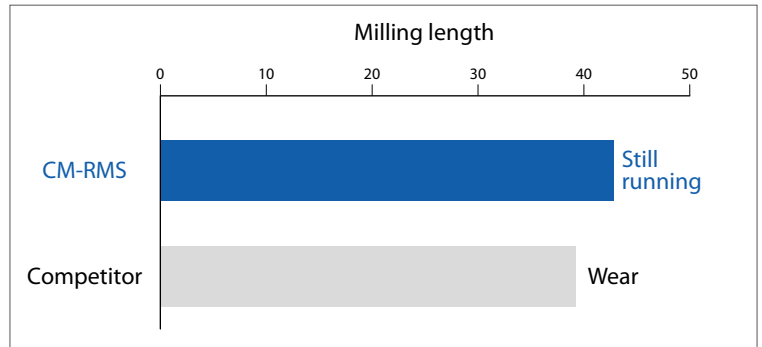
Can be regrinded by cutting away the used portion



4-flute peripheral cutting edge type

Continuous use is possible with low level of cutting chip welding

Tool	CM-RMS	Competitor
Size	Ø 12 X R1,5 X 4 flute	4 flute
Work Material	Inconel 718 (45 HRC)	
Cutting Speed	500 m/min (13,260 min ⁻¹)	
Feed Rate	3,182 mm/min (0,06 mm/t)	
Milling Method	Milling spirally inward from the outer periphery	
Depth of Cut	ap=7,2 mm ae=1,2 mm	
Coolant	Air blow	
Machine	Vertical Machining Center	



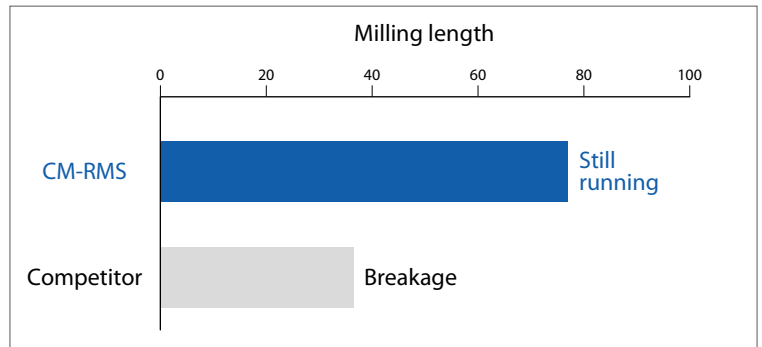
φ153 x 100

Cutter path

6-flute peripheral cutting edge type

Stable machining free of breakage

Tool	CM-RMS	Competitor
Size	Ø 12 X R1,5 X 6 flute	6 flute
Work Material	Inconel 718 (45 HRC)	
Cutting Speed	500 m/min (13,260 min ⁻¹)	
Feed Rate	4,774 mm/min (0,06 mm/t)	
Milling Method	Milling spirally inward from the outer periphery	
Depth of Cut	ap=7,2 mm ae=1,2 mm	
Coolant	Air blow	
Machine	Vertical Machining Center	



Long Tool Life of UVX-TI-5FL

Tool	CM-CRE	Competitor
Size	7 flute	4 flute
Work Material	Inconel 718 (45 HRC)	
Cutting Speed	600 m/min (7,600 min ⁻¹)	500 m/min (13,260 min ⁻¹)
Feed Rate	2,660 mm/min (0,05 mm/t)	3,182 mm/min (0,06 mm/t)
Milling Method	Milling spirally inward from the outer periphery	
Chip removal volume	39,9 cc/min	27,5 cc/min
Coolant	Air blow	
Machine	Vertical Machining Center	

<p>CM-CRE φ25xR4</p>	<p>Stable machining up to 16mm in depth</p>
<p>Competitor φ12xR1.5</p>	<p>Machining up to 14.4 mm in depth</p>

CUTTING CONDITIONS

Milling | Endmills | Cutting conditions

CM-RMS

Peripheral cutting edge type

4 flute type

Heat resistant alloys Inconel 718							
Ø	Side milling				Slotting		
	Cutting Speed (m/min)	Feed per tooth (mm/t)	Depth of cut (mm)		Cutting Speed (m/min)	Feed per tooth (mm/t)	Depth of cut (mm)
			ap	ae			ap
6	400-800	0,02-0,04	≤4,5 (0,75D)	≤0,6 (0,1D)	400-800	0,02-0,04	≤1,2 (0,2D)
8	400-800	0,02-0,04	≤6,0 (0,75D)	≤0,8 (0,1D)	400-800	0,02-0,04	≤1,6 (0,2D)
10	400-800	0,02-0,07	≤7,5 (0,75D)	≤1,0 (0,1D)	400-800	0,02-0,07	≤2,0 (0,2D)
12	400-800	0,02-0,07	≤9,0 (0,75D)	≤1,2 (0,1D)	400-800	0,02-0,07	≤2,4 (0,2D)

6 flute type

Heat resistant alloys Inconel 718				
Ø	Side milling			
	Cutting Speed (m/min)	Feed per tooth (mm/t)	Depth of cut (mm)	
			ap	ae
6	400-800	0,02-0,04	≤4,5 (0,75D)	≤0,6 (0,1D)
8	400-800	0,02-0,04	≤6,0 (0,75D)	≤0,8 (0,1D)
10	400-800	0,02-0,07	≤7,5 (0,75D)	≤1,0 (0,1D)
12	400-800	0,02-0,07	≤9,5 (0,75D)	≤1,2 (0,1D)

CM-CRE

End cutting edge type

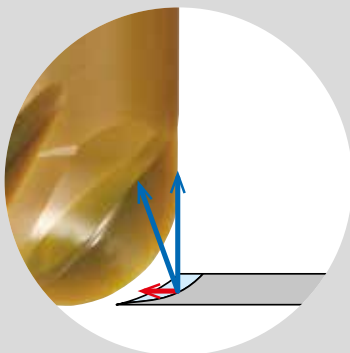
Specify a draft (at least 3°) in the milling program to avoid neck interferences

Heat resistant alloys Inconel 718				
Ø	Side milling			
	Cutting Speed (m/min)	Feed per tooth (mm/t)	Depth of cut (mm)	
			ap	ae
16	400-800	0,03-0,05	1	≤9,6 (0,6D)
20	400-800	0,04-0,06	1	≤12,0 (0,6D)
25	400-800	0,05-0,08	1	≤15,0 (0,6D)

Milling | Ceramic



Highly resistance against sporadic breakage









When cutting in flat surfaces, the cutting resistance is low in the radial direction due to the small cutting edge angle, thereby minimizes vibration and sporadic breakage.

CUTTING CONDITIONS

Milling | Endmills | Cutting conditions

Caution

Heat-resistant alloys such as Inconel 718 have a tendency to soften when temperature exceeds 700°C enabling easier machining. Ceramic end mills are ideal for these materials as they excel under high temperatures and can generate the heat required to soften the machined materials.

-  Use of air blow recommended.
Use air blow to cool the holder and remove chips. Cooling the holder helps maintain holder accuracy. Use a heat-resistant holder.
-  Continuous machining recommended.
Intermittent machining is likely to cause chipping, resulting in shorter tool life.
Reduce the feed by 50% or more at the entry (chamfer) in the initial cutting stage. Then, raise the feed gradually.
Excessively high cutting speeds raise the temperature of the workpiece and may melt it. To avoid this, lower the cutting speed.
-  After a cutting cycle, use the cutting edges as they are, without removing any fused deposits on them.
Forcibly removing fused deposits can result in cutting edge chipping and shortened tool life.
Fused deposits may be found on the flute end and back of the cutting edge. Remove them when necessary.
-  Use fully covered machines.
During machining, high temperature cutting chips may scatter, which can create fire hazards and potential injury to the operator.
Ensure that the workpiece area is clear of any inflammable objects.
-  High temperatures produced during machining can form altered layers on workpiece surfaces.
When making path settings, ensure that a machining allowance for removing the altered layers is taken into account.
-  When using CM-CRE to perform vertical wall or pocket milling, always specify a draft (at least 3°).
Neck interference may occur, resulting in tool breakage.





shaping your dreams

OSG EUROPE LOGISTICS

Avenue Lavoisier 1
B-1300 Z.I. Wavre - Nord - Belgium
Tel: +32 10 23 05 07
Fax: +32 10 23 05 51
info@osgeurope.com

OSG POLAND Sp. z.o.o.

Spółdzielcza 57
05-074 Halinów - Poland
Tel: +22 760 82 71
Fax: +22 760 82 71
osg@osg-poland.com

OSG TURKEY

Rami Kişla Cad.No:56 Eyüp
Istanbul 34056 - Turkey
Tel:+90 212 565 24 00
Fax: +90 212 565 44 00
info@osg-turkey.com

OSG BELUX

Avenue Lavoisier 1
B-1300 Z.I. Wavre - Nord - Belgium
Tel: +32 10 23 05 11
Fax: +32 10 23 05 31
info@osg-belgium.com

OSG GERMANY

Karl-Ehmann-Str. 25
D - 73037 Göppingen - Germany
Tel: +49 7161 6064 - 0
Fax: +49 7161 6064 - 444
info@osg-germany.de

ROMSAN INTERNATIONAL CO. SRL

Reprezentant Exclusiv OSG
25C, Bucuresti-Magurele Street
051431 Bucuresti - România
Tel: +40 21 322 07 47
Fax: +40 21 321 56 00
romsan.int@romsan.ro

OSG FRANCE

Parc Icade, Paris Nord 2
Immeuble "Le Rimbaud"
22 Avenue des Nations
CS66191 - 93420 Villepinte - France
Tel: +33 1 49 90 10 10
Fax: +33 1 49 90 10 15
sales@osg-france.com

OSG SCANDINAVIA

(For Scandinavian countries)
Langebjergvaenget 16
4000 Roskilde - Denmark
Tel: +45 46 75 65 55
Fax: +45 46 75 67 00
osg@osg-scandinavia.com

AUSTRIA

Branch office of OSG GERMANY
Messestraße 11
A-6850 Dornbirn
Tel: +49 7161 6064-0
Fax: +49 7161 6064-444
info@osg-germany.de

OSG NETHERLANDS

Bedrijfsweg 5 - 3481 MG Harmelen
Tel: +31 348 44 2764
Fax: +31 348 44 2144
info@osg-nl.com

SWEDEN

Branch office of OSG SCANDINAVIA
Singelgatan 7
212 28 Malmö - Sweden
Tel: +46 40 41 22 55
osg@osg-scandinavia.com

OSG ITALIA

Via Ferrero, 65 A/B3
I - 10098 Rivoli - Italy
Tel: +39 0117705211
Fax: +39 0117705215
info@osg-italia.it

OSG UK

Kelsey Close, Attleborough Fields Ind Est,
CV11 6RS, Nuneaton, United Kingdom.
Tel: +44 1827 720 013
uk_sales@osg-uk.com

OSG IBERICA

Bekolarra 4
E - 01010 Vitoria-Gasteiz - Spain
Tel: +34 945 242 400
Fax: +34 945 228 883
osg.iberica@osg-ib.com

Vischer & Bolli AG

Machining and Workholding
Im Schossacher 17
CH-8600 Dübendorf
T +41 44 802 15 15
F +41 44 802 15 95
info@vb-tools.com

CZECH, SLOVAKIA, HUNGARY

OSG Europe Logistics S.A.
Slovakia organizacna zlozka
Racianská 22/A, SK-83102 Bratislava
Slovakia
Tel. +421 24 32 91 295
Orders-osgsvk@osgeurope.com

RUSSIA

Butlerova street, 17B, office 5069
117342 Moscow - Russia
Tel: +7 (495) 150 41 54
info@osg-russia.com

OSG EUROPE LOGISTICS S.A.

01/2022 - All rights reserved. © OSG Europe 2022

The contents of this catalogue are provided to you for viewing only. They are not intended for reproduction either in part or in whole in this or other medium. They cannot be copied, used to create derivation work or used for any reason, by means without the express, written permission of the copyright owner. If prices are stated, they are netto unit-prices and any eventual tax(es) have to be added. The company is not responsible for any printing error in technical, price and/or any other data.

Tool specifications subject to change without notice.

www.osgeurope.com